

December 16



Liberty – Performance /Income User Guide

Table of Contents

INTRODUCTION3

NAVIGATION3

PERFORMANCE SCREEN.....3

INCOME BY MODEL YEAR TO DATE INFORMATION4

INCOME BY MODEL.....5

YEAR TO DATE INFORMATION.....6

INCOME ONLY VIEW7

GENERAL USAGE NOTES.....7



Introduction

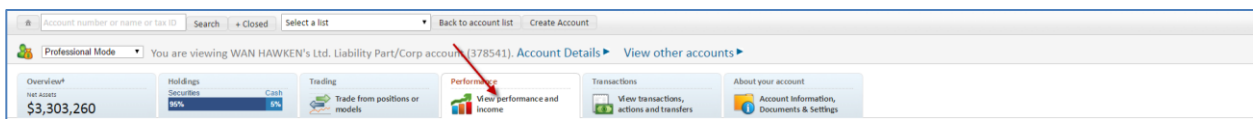
The Performance/Income page provides a summary of yearly statistics for a selected account. It is comprised of a robust set of data including performance over time, portfolio value and income by model on one easy to read page.

Navigation

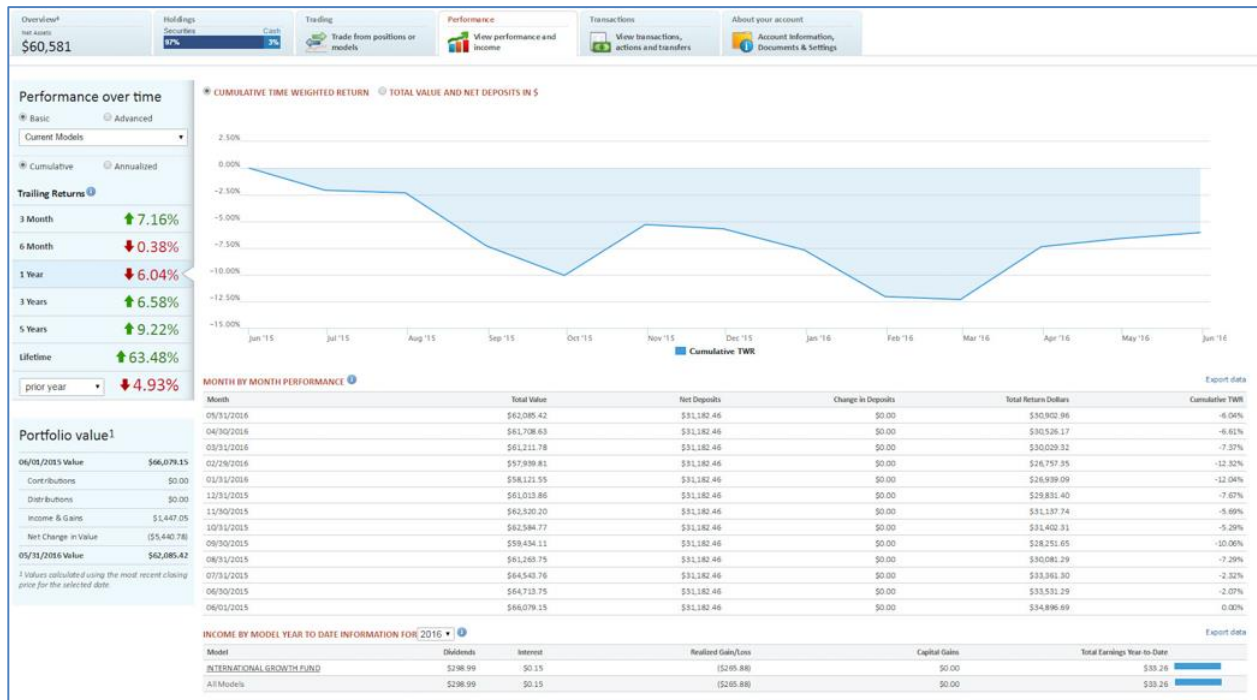
Depending on the role provided by the RIA; you will either see a tab labeled Performance or a tab labeled Income. Both will display an individual account view.

Performance Screen

Selecting the Performance tab will display the Performance screen



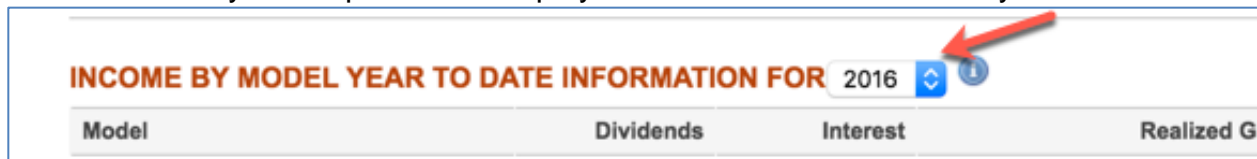
- *Performance over Time*: Provides options for account level performance or model level, if granted by the RIA. Select one of the pre-defined time periods or use the drop-down to change the timeframe displayed in the chart.
- *Cumulative Time Weighted Return*: Chart display option to view performance for each month over the entire period requested.
- *Total Value and Net Deposits*: Chart display option to view value and net deposits for each month over the entire period requested.
- *Portfolio Value*: Details the beginning and ending values for the timeframe selected with summary totals to explain the change in value.
- *Month by Month Performance*: Provides the data points for each month displayed on the chart.



Scroll to the lower section on the performance page.

Income by Model Year to Date Information

Select from the year drop-down to display information for the selected year.



Income by Model

The Income by Model displays a listing, by model, of the earnings posted to the account. The earnings and other values shown on this page are estimated figures. These values may differ from those shown on your statements. The year to date information is based on realized earnings. Unrealized earnings are not included.

Please note, realized gains and losses do not include securities with a zero cost basis (N/A) Model: Clicking on the listed Model link will raise a popup containing more earnings information.



More Earnings Information			
GLOBAL GROWTH INVESTMENTS			
Earnings			
Dividends	\$90.47	Capital Gains Short-Term	\$0.00
Dividends Non-Taxable	\$0.00	Capital Gains Long-Term	\$0.00
Interest	\$0.16	Realized Gain/Loss Short-Term	(\$153.96)
Interest Non-Taxable	\$0.00	Realized Gain/Loss Long-Term	\$0.00

- *Dividends*: These are the dividends paid to an account for the selected year.
- *Interest*: Refers to the interest paid on an account for the selected year.
- *Realized Gains/Loss*: This is the amount of profit or loss that is applied to an account due to selling securities. Equities use trade lot/tax lot cost for determining gains/losses. For all other assets, cost basis reflects average cost unless your Investment Advisor has elected to report actual cost for all securities. Note: Realized gains and losses do not include securities with a zero cost basis (N/A).
- *Capital Gains*: This refers to the short and long-term capital gains distributions paid to an account for the selected year.
- *Total Earnings Year to Date*: This represents the sum of interest, dividends, short-term and long-term capital gains distributions, non-taxable dividends, non-taxable interest and short-term and long-term realized gains and losses.

INCOME BY MODEL YEAR TO DATE INFORMATION FOR 2016						Export data
Model	Dividends	Interest	Realized Gain/Loss	Capital Gains	Total Earnings Year-to-Date	
GLOBAL GROWTH INVESTMENTS	\$90.47	\$0.16	(\$153.96)	\$0.00	(\$63.33)	
INTERNATIONAL INCOME FUND	\$0.03	\$0.00	\$0.00	\$0.00	\$0.03	
Other Assets	\$0.00	\$0.00	\$0.00	\$0.00	\$0.00	
All Models	\$90.50	\$0.16	(\$153.96)	\$0.00	(\$63.30)	

Year to Date Information

Represents the contributions, distributions and in-kind transfers made for the selected year .

- *Contributions:* Amount contributed within the selected year
- *Distributions:* Amount that has been distributed within the selected year
- *Transfers In:* Amount that had been transferred within the selected year
- *Individual Retirement Account (IRA) summary information:* These fields will only appear when applicable:
 - *IRA Required Minimum Distribution:* The dollar amount that is required to be taken annually for an Individual Retirement Account (IRA) holder who is 70 1/2 years of age.
 - *IRA Remaining Distribution to be taken:* The required minimum distribution less any distributions that have occurred in an account for the selected year.

YEAR TO DATE INFORMATION FOR 2016					Export data
Contributions	Distributions	Transfers In	IRA Required Minimum Distribution	IRA Remaining Distribution to be taken	
\$0.00	\$195.00	\$31,745.86	\$0.00	\$0.00	\$0.00

Income Only View

If you have elected to not show performance, then users other than the RIA will see the Income Only view in place of the Performance tab.

The information displayed on the Income Only version will be limited to the Income by model year to date information and Year to Date Information sections.

General Usage Notes

Performance data is not available for outside accounts.